

LCFB SERIES RESIDENTIAL LIGHTING

LCFB-3LR-MCT5

TRIPLE WITH ROUND CANOPY LED PENDANT LIGHT



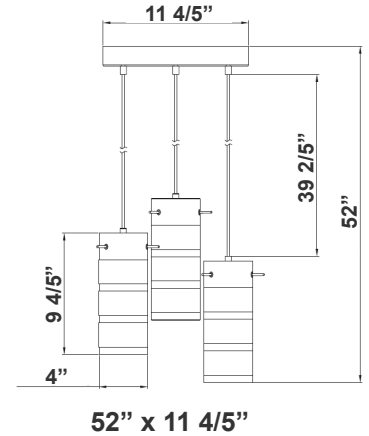
Integrated LED glass pendant is a contemporary and stylish design that can be used by itself as an accent piece, or grouped together to light a kitchen island, bar, or pool table.

Customer Name: _____

Project Name: _____

Note: _____

Type: _____



Features

- Multi CCT (Selectable Switch on the LED Board under the lens)
- Brushed Nickel Finish
- 5-Year Warranty
- Glass lens
- Triple w/ Round Canopy

Technical Specifications

Electrical:

- Voltage: 120V AC 50/60Hz
- Wattage: 36W
- Power Factor: >0.90
- Efficacy: 68 LPW

Mechanical:

- Brush Nickel Finish
- Glass Material: 5/64" (2mm) thickness, Ultra Clear Glass
- Power Cord is 40" Long
- Maximum Ambient Temperature: -22°F to 104°F
- IP20 indoor only

Lighting:

- Dimming: TRIAC Dimming (Dimmable Down to 5% Compatible with Traic and ELV Dimmers)
- Total Lumens: 2430LM
- Color Temperatures: 2700K/3000K/3500K/4000K/5000K
- Multi CCT (Selectable Switch on back of the fixture)
- Color Rendering Index: CRI ≥ 90
- Beam Angle: 120°
- Rated life: 50,000 Hrs

Applications:

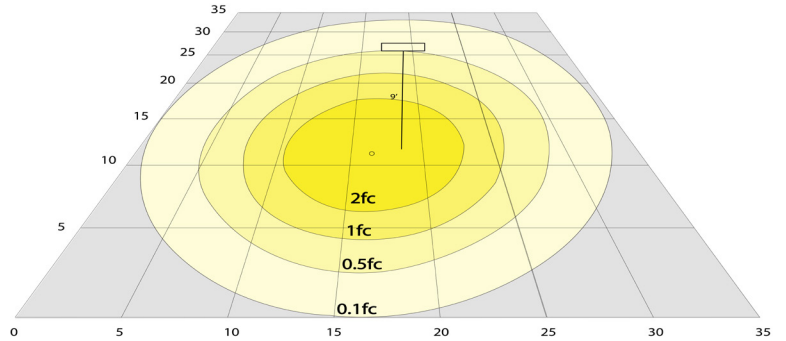
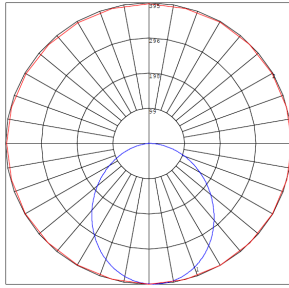
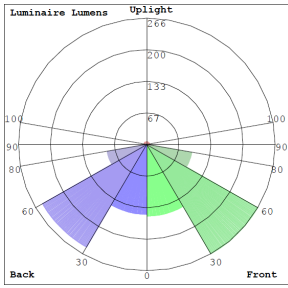
- Integrated LED glass pendant is a contemporary and stylish design that can be used by itself as an accent piece, or grouped together to light a kitchen island, bar, or pool table.

Other Models:

- 12W | 810LM | LCFB-1L-MCT5
- 36W | 2430LM | LCFB-3LS-MCT5



Photometrics: LCFB-3LR-MCT5



BUG Rating: B1-U1-G0

Area 35'x 35' Mounting Height: 9'


Other Views:



Side View



Front View



Top View

Performance Table: LCFB-3LR-MCT5

MODEL NO.	Wattage	Voltage	Lumens	Color Temp.	BUG Rating	LPW
LCFB-3LR-MCT5	36W	120V	2430LM	2700K/ 3000K/ 3500K/ 4000K/ 5000K	B1-U1-G0	68

Sample Ordering

Model **Light** **Color Temp.**

LCFB - 3LR - MCT5

Example:

1. LCFB-3LR-MCT5

(FOR LCFB 36W MCT5 FIXTURE 120V)


Other Model: LCFB-1L-MCT5



Side View



Front View



Top View

